



VIN MART LIMITED


100188430 

TEMEKE



 CHANGE SESSION

 My Menu 








 Tax Returns & Declarations 

Tax Return Dashboard

Due Date Extensions 

Tax Certificates

Manage Tax Return 

- SETPI / ROI 
- PAYE 
- Withholding Tax 
 - Withholding Branches
 - Withholding Batches
 - Request Certificate Cancellation
- Gaming Tax 
- Bed Night Levy 
- VAT 
- Excise Duty 

Unfiled Returns

Draft Returns





Filed Returns

Assessments 

Stamp Duty Declaration

Tax Certificates

 > Tax Returns & Declarations 

Return Type	All	Income Year	2026
Withholder	<input type="text"/>	Withholdee	100-188-430 VIN MART LIMITED
Certificate Number	<input type="text"/>		
Issued Date	01/01/2026 ~ 31/01/2026  -1D -1W -1M -2M -3M -6M		
 Reset		 Search  Export Excel	

Certificate Number	Control Number	Return Type	Income Year	Month/Period	Withholder TIN	Withholder Name	Withholdee TIN	Withholdee Name	Gross Amc
<div>0 / 0   Page Size: 10 </div>									
TOTAL: 0									

[View Certificate](#)